



As recommended by [gov.uk](https://www.gov.uk)

# Home Learning Pack Year 1

Autumn 2



Take a picture while you work through this booklet and tweet us [@ClassroomSecLtd](https://twitter.com/ClassroomSecLtd) using the hashtags [#CSKids](https://twitter.com/hashtag/CSKids) and [#HomeLearningHero](https://twitter.com/hashtag/HomeLearningHero) to be in with a chance of winning a month's subscription to [classroomsecrets.co.uk](https://www.classroomsecrets.co.uk).

# The Alphabet

1. Look at the letter in the box.

h

Which letters below come before it in the alphabet? Circle them.

j

g

i

k

f

2. Look at the first letter of each word below. Which word would come last if they were put in alphabetical order? Underline it.

big

from

dog

egg

cat

3. The words on the list below are in alphabetical order:

she, under, very, what



The word 'that' should go after 'under' and before 'very'.



Ali

Is Ali correct? Explain how you know.

# Capital Letters to Start Sentences

1. From the word bank, choose the best word to start each sentence.

come	draw	when
------	------	------

Remember to add the capital letter.

\_\_\_\_\_ to my house and play with my toys.

\_\_\_\_\_ a green bird sitting in a tree.

2. Put an 'X' next to the sentence that uses capital letters correctly.

A. last week I went to the swimming pool.

B. Last week I went to the swimming pool.

C. last week I Went to the swimming pool.

3. Write a sentence about the picture using the word bank to help you.



likes
songs
and
sing

---

---

# Recognising Sentences

1. Jen thinks sentence C has the most mistakes. Is she correct?



A. The frog is in the pond it is green

B. the frog is in the pond. It is green

C. The frog is in the pond It is green.

D. The frog is in the pond. It is green.

2. For each pair of sentences, put a cross (x) in the box to show if they are correct or incorrect.

	correct	incorrect
A. My cat is happy She likes to sit on my lap	<input type="checkbox"/>	<input type="checkbox"/>
B. My cat is happy. She likes to sit on my lap	<input type="checkbox"/>	<input type="checkbox"/>
C. My Cat is happy. she likes to sit on my lap.	<input type="checkbox"/>	<input type="checkbox"/>
D. My cat is black. She likes to sit on my lap.	<input type="checkbox"/>	<input type="checkbox"/>

3. Rewrite the pairs of sentences below and add full stops or capital letters.

A. i like to eat fruit. i love oranges.

B. The car drove fast It was blue

C. He kicked the ball it went in the road.

# Verbs

1. Circle the word or picture below which does not show an action.

smile

catch



windy



2. True or false? All of the words below are verbs.



wave

socks

jumped

3. Two children are thinking of verbs.



Kim

'Played'  
is a verb.



Jakub

'Apple'  
is a verb.

Who is wrong? Explain how you know.

# What are Adjectives?

1. Circle all of the adjectives that could be used to describe food.

tasty

play

sour

fast

yummy

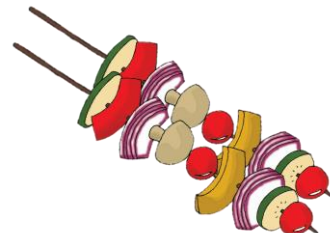
table

sweet

juicy

happy

slow



2. Match the adjectives to the image they are describing.

soft



hard

smooth



cute

3. Using the words below, complete the phrase in as many ways as possible. Only choose words that make sense.

the \_\_\_\_\_ tractor



big

slow

fun

rich

sad

fat

soft

loud

long

# Noun or Verb?

1. Sort the words into the table.

Verb	Noun

playing

cooker

boy

making

bird

drinking

sing

cat

2. Write a verb and a noun for each picture.

A.



B.



verb: \_\_\_\_\_ noun: \_\_\_\_\_

verb: \_\_\_\_\_ noun: \_\_\_\_\_

3. Anam is thinking of a word.



My word is a noun. It begins with 'd' and has four letters.

What could Anam's word be?

Find 2 possibilities.

A. \_\_\_\_\_

B. \_\_\_\_\_

Read the words and draw a line to the matching picture.


hump

tent

flag

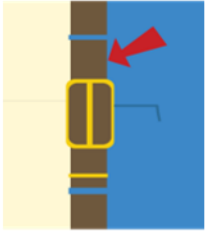
plum

twin

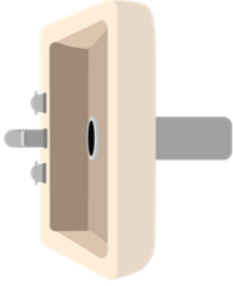




Segment the sounds and then write the word on the line.



---



---



---



---

## Phonics – Phase 4 – Reading Tricky Words

Read the 'tricky' words in red to an adult. Draw a line to its matching pair.

like

little

when

were

there

when

there

like

were

little

## Phonics – Phase 4 – Writing Tricky Words

Read the tricky word to an adult.

Cover it up then see if you can write it correctly on the line.

said

one

come

what

out



## Literacy – Reading a Caption or Sentence

Read these captions and sentences by blending the sounds in the words.  
Draw a line to the matching picture.

Zack has a curl in his beard.

The fast train went to Blackpool.

Max had lots of hot chips at the funfair.

