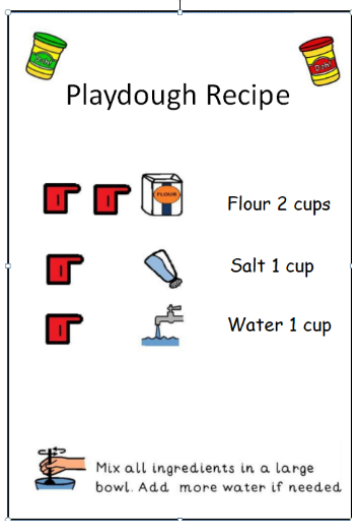


Useful Resources

Playdough recipe



Playdough Recipe

Flour 2 cups

Salt 1 cup

Water 1 cup

Mix all ingredients in a large bowl. Add more water if needed.



Stretchy
1 cup conditioner
2 cups cornflour

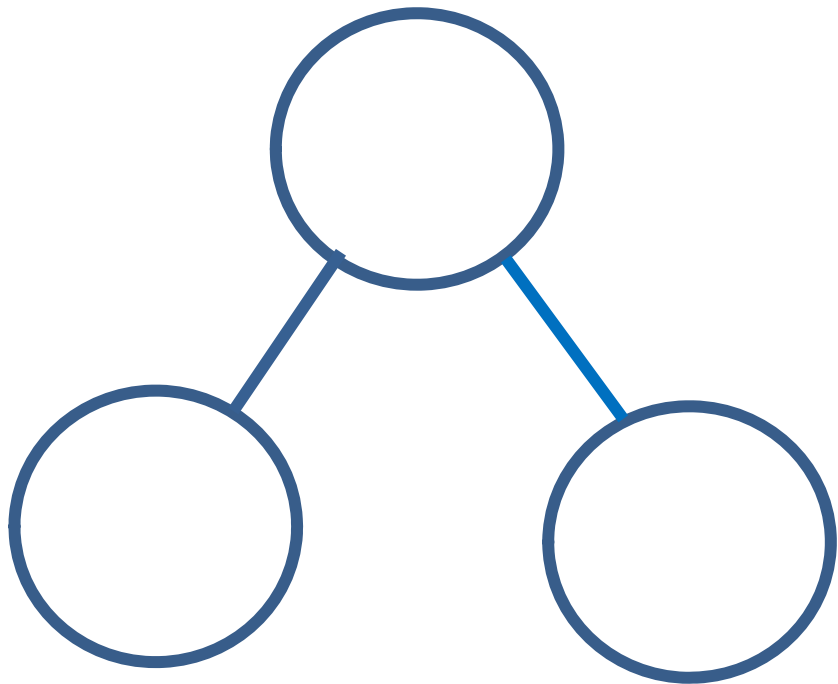
Glittery
2 Cups Flour
1/2 Cup Glitter
1/2 Cup Water
2 Tbsp Oil
Food Colouring

Rock Salt
2 Cups Flour
1 Cup Coarse Salt
1/2 Cup Water
4 Tbsp Oil
Food Colouring

Original
2 Cups Flour
1 Cup Water
1/2 Cup Salt
2 Tbsp Oil
Food Colouring

Scented
2 Cups Flour
1 Cup Water
1/2 Cup Salt
2 Tbsp Oil
2 Tbsp Essential Oil
Scented Shower Gel
Food Colouring

Part part whole model

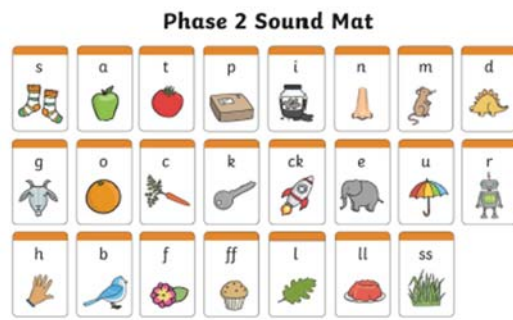


Phase 2, 3 and 4 tricky words


Phase 2, 3 and 4 Tricky Words		
Phase 2	Phase 3	Phase 4
I	he	said
no	she	have
the	we	like
to	me	so
go	be	do
into	you	some
	are	come
	her	little
	was	one
	all	were
	they	there
	my	what
		when
		out

twinkl

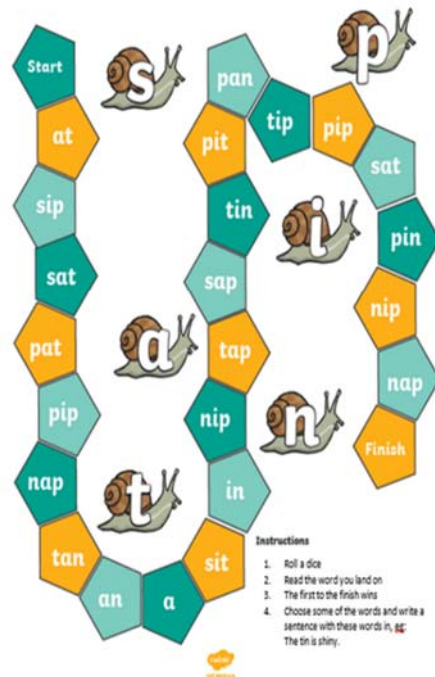
Phase 2 and 3 sound mat



10 frame



SATPIN Read, race and write game



Useful websites:

Busythings (go through Igfl resources and use child's login)

www.phonicsplay.co.uk – free access at this time

www.ictgames.co.uk – always free

Also www.oxfordowl.co.uk – free parents section, this helps with continuing to read scheme books.